


Bathroom Wall Heater

QUICK START GUIDE

CONTROL PANEL OPERATION

1. On/Off Operation

With heater control panel in standby mode 


Press  once for fan only, twice for low heat, three times for full heat

Press  for the 4th time to turn heater off

2. Run For a Set Time Operation

With heater control panel in standby mode 

Press  once for fan only, twice for low heat, three times for full heat

Press  twice for 1 hour, each additional press adds 1 hour up to a 12 hour maximum

The heater will turn off after the set time has elapsed.

REMOTE PANEL OPERATION

1. On/Off Operation

With heater control panel in standby mode 5

Press the power switch . The heater will resume in its last operating mode (Fan, Half heat, Full heat)

Press  to select the desired heat level


Press the power switch  to turn the heater off

2. Run For a Set Time Operation

With heater control panel in standby mode 5

Press the power switch . The heater will resume in its last operating mode (Fan, Half heat, Full heat)

Press  to select the desired heat level

Press  twice for 1 hour, each additional press adds 1 hour up to a 12 hour maximum

The heater will turn off after the set time has elapsed.

HBH100W



heirloom.co.nz
AUG 2025

info@heirloom.co.nz